

Job Name:	
Submitted By:	



Submittal Sheet For: YN040GLFI22M4D / (2-4x) WT0xxGLFI22HLD

Date _____
 Ref. _____

Quad (4) Circuit Inverter Heat Pump Set (~3 Ton)

Complete Set Model: **WYT040GLHI22M4**
 AHRI Reference Number: **207698169**

Cooling Mode Performance


Rated Cooling	32000 BTU/hr
Ambient Range	5°F ~ 122°F
SEER Rating	21.5 BTU/W·h
EER Rating	12.5 BTU/W·h

* 100% Capacity @ Indoor DB 80°F/WB 66°F / Outdoor DB 95°F/WB 75°F / 16' linesets

Heating Mode Performance

Rated Heating	35000 BTU/hr
Ambient Range	-4°F ~ 86°F
HSPF IV (V)	10.0 (8.0) BTU/W·h
COP	3.5 W/W

* High Heat (47°F) = 35000 BTU / Low Heat (17°F) = 23000 BTU / COP(5°F) = 1.75



Wi-Fi Enabled

Wall-Mounted Indoor Unit



Outdoor Condensing Unit



Installation Kit (Pipe+Cable)



Handheld Remote Controller

Electrical Information

Rated Input (W)	Cooling	Heating
	2,600	2,890
Rated Current (A)	11.80	13.10
Breaker Needed	25A (double-pole)	
Power Supply	208/230V, 1Ph, 60Hz	

Piping and Refrigerant

Liquid Line (OD)	1/4" (4)
Suction Line (OD)	3/8" (4)
Refrigerant Precharge	R410a (40 - 100 ft.)
Max Length/Height Diff.	200 Ft. / 50 Ft.

Exterior Unit (Condenser) Specifications

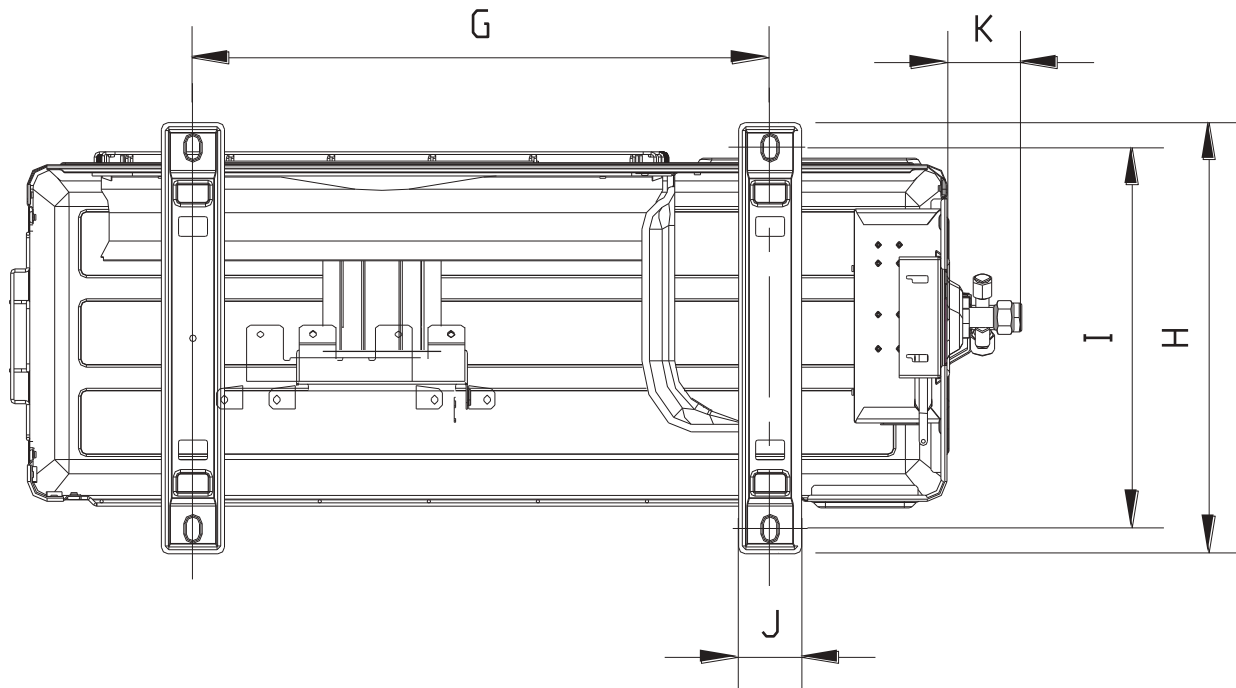
Airflow Rate (cfm)	2,294
Sound Level (dBA)	63.0
Metering Device	Electronic Expansion Valve
Compressor	Twin-Rotary
Dimensions (WDH)	39"-1/4 x 15"-5/8 x 35"-1/2
Weight (Lbs)	166.1

Compatible Indoor Air Handler Units

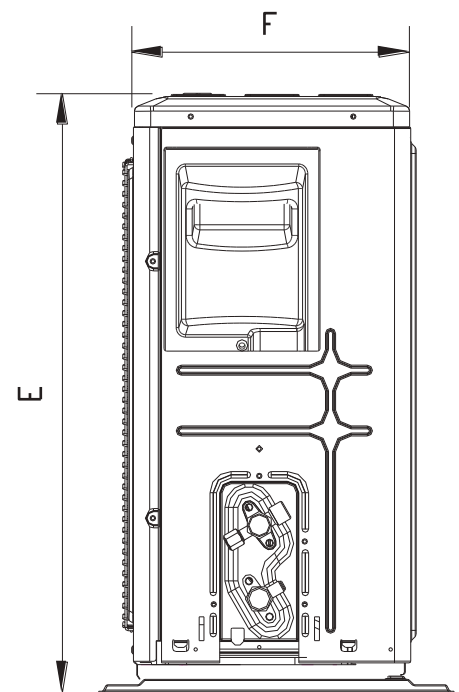
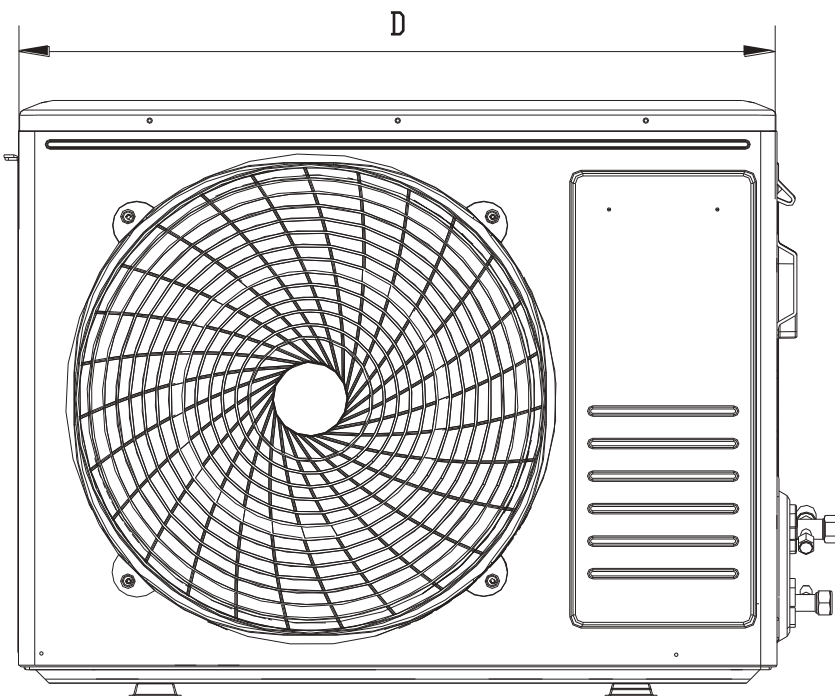
WT009GLFI22HLD (9K, Wall)	WT018GLFI22HLD (9K, Wall)
WT012GLFI22HLD (12K, Wall)	WT024GLFI22HLD (24K, Wall)
Quantity	2-4 (Up to 48,000 BTU Load Attached)
Zone Max Length	80 ft.
Height Difference	100 ft. max between indoor units
Adjustment Charge	0.22 oz/add'l ft. length for <20' or >50'

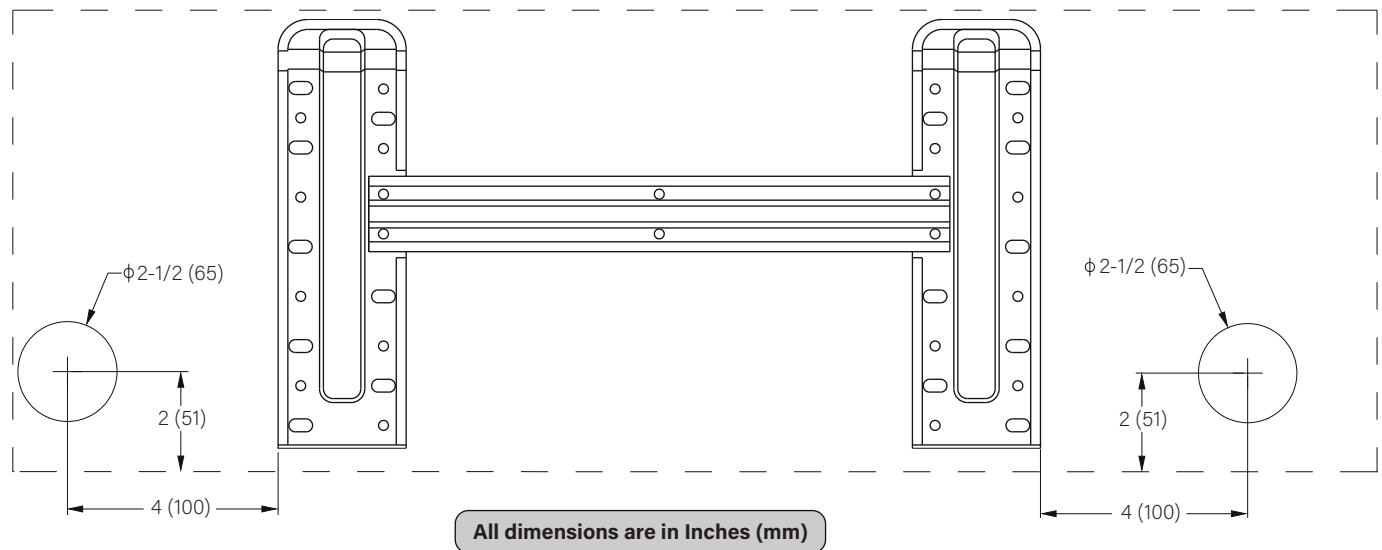
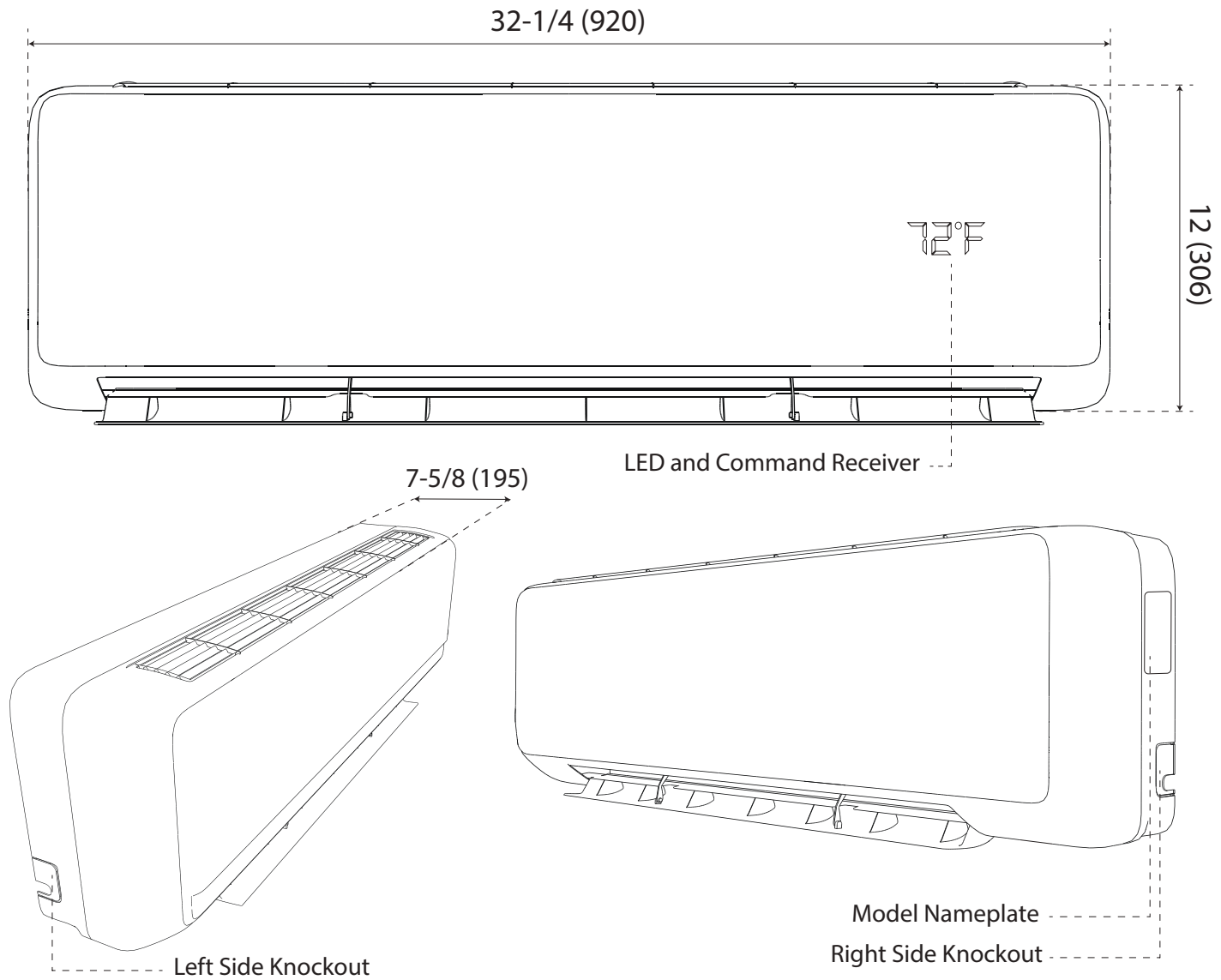
This combination is Energy-Star® certified when used together with the listed compatible components.

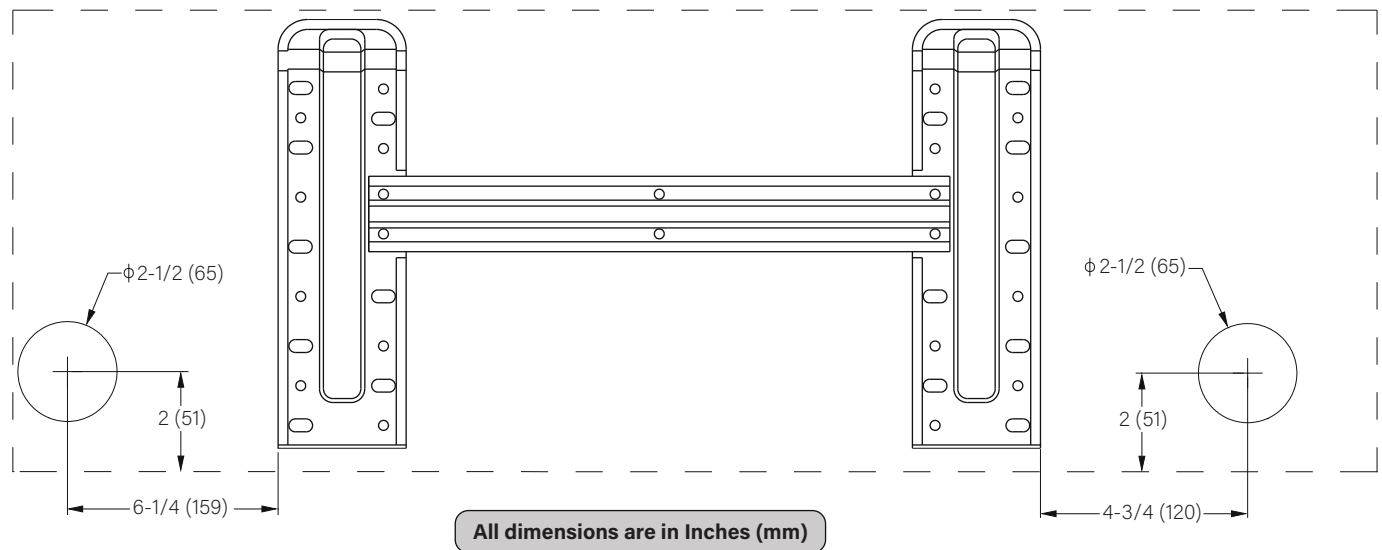
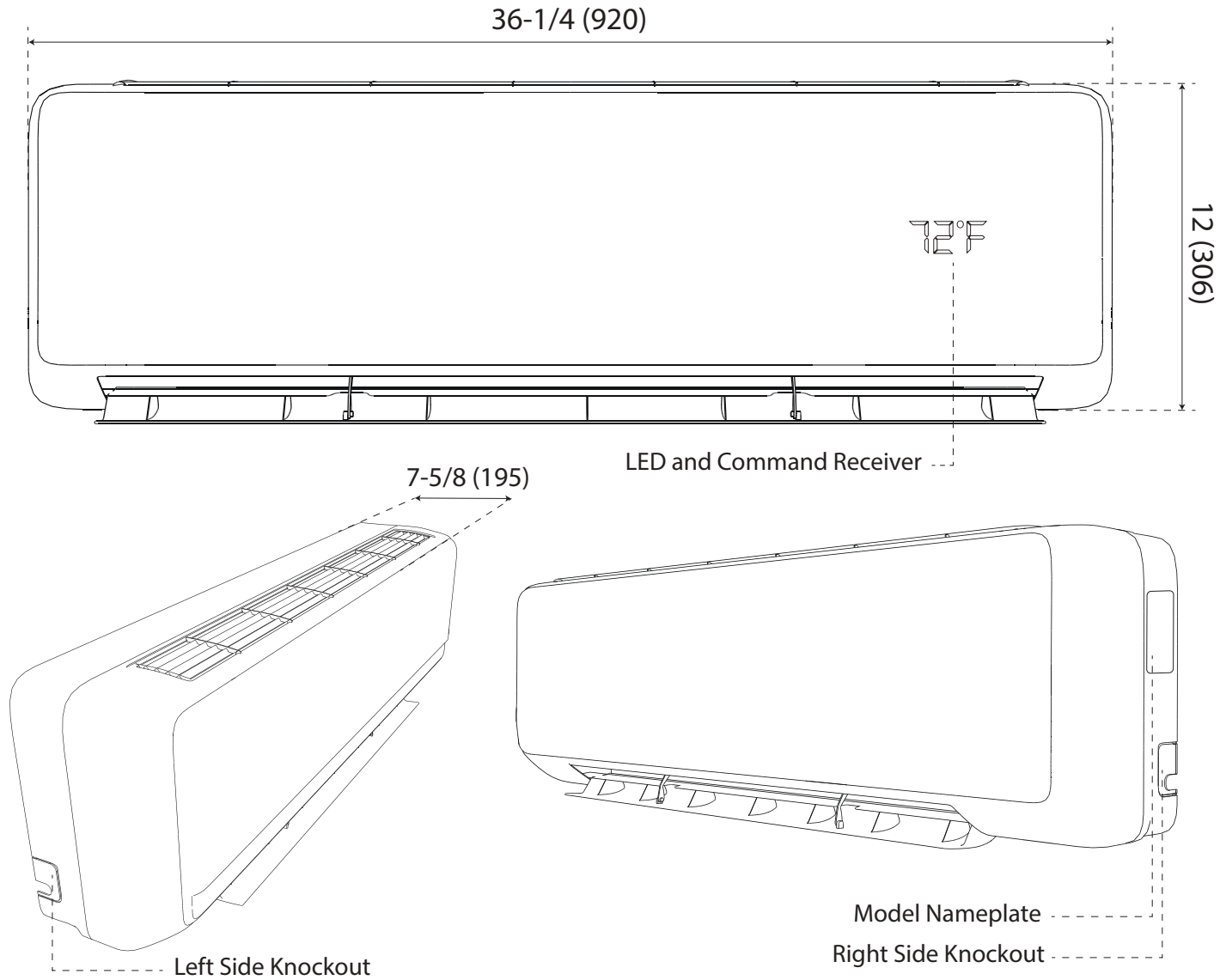


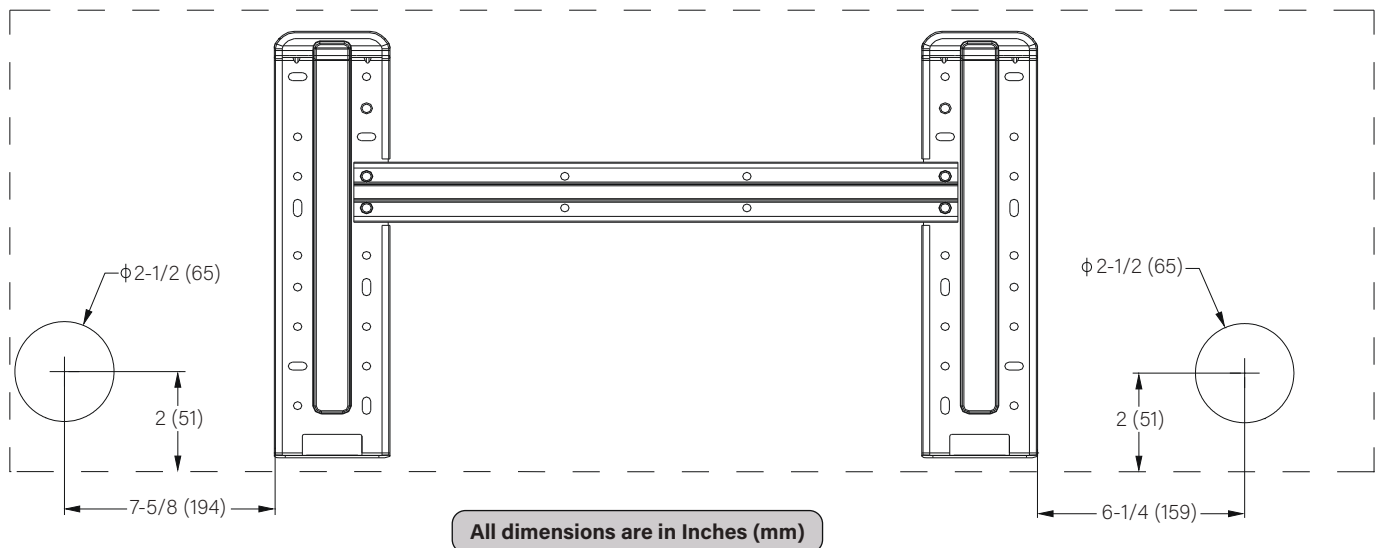
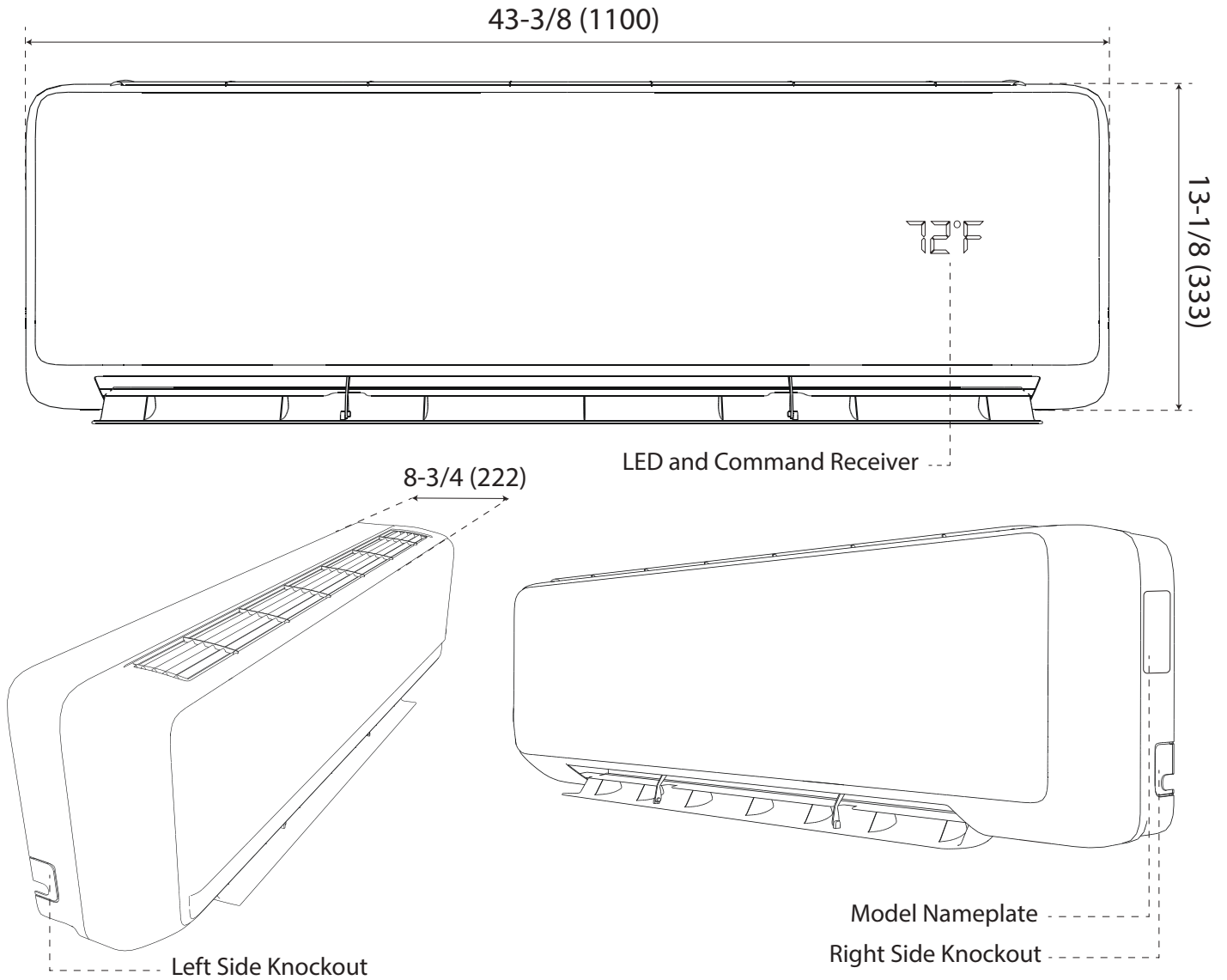


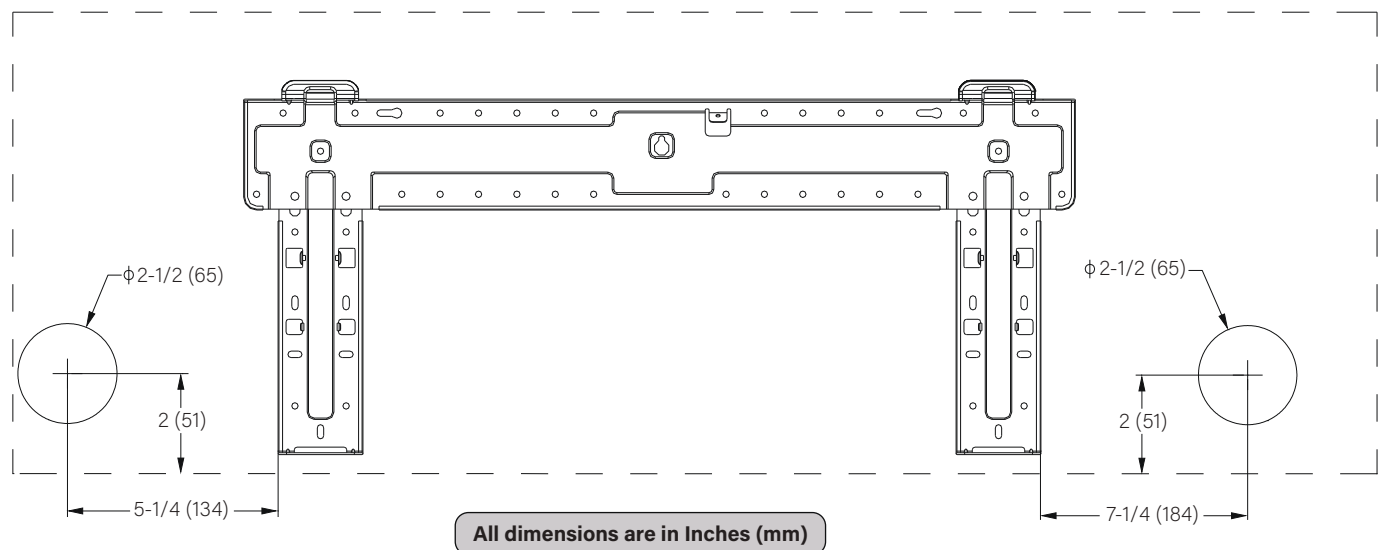
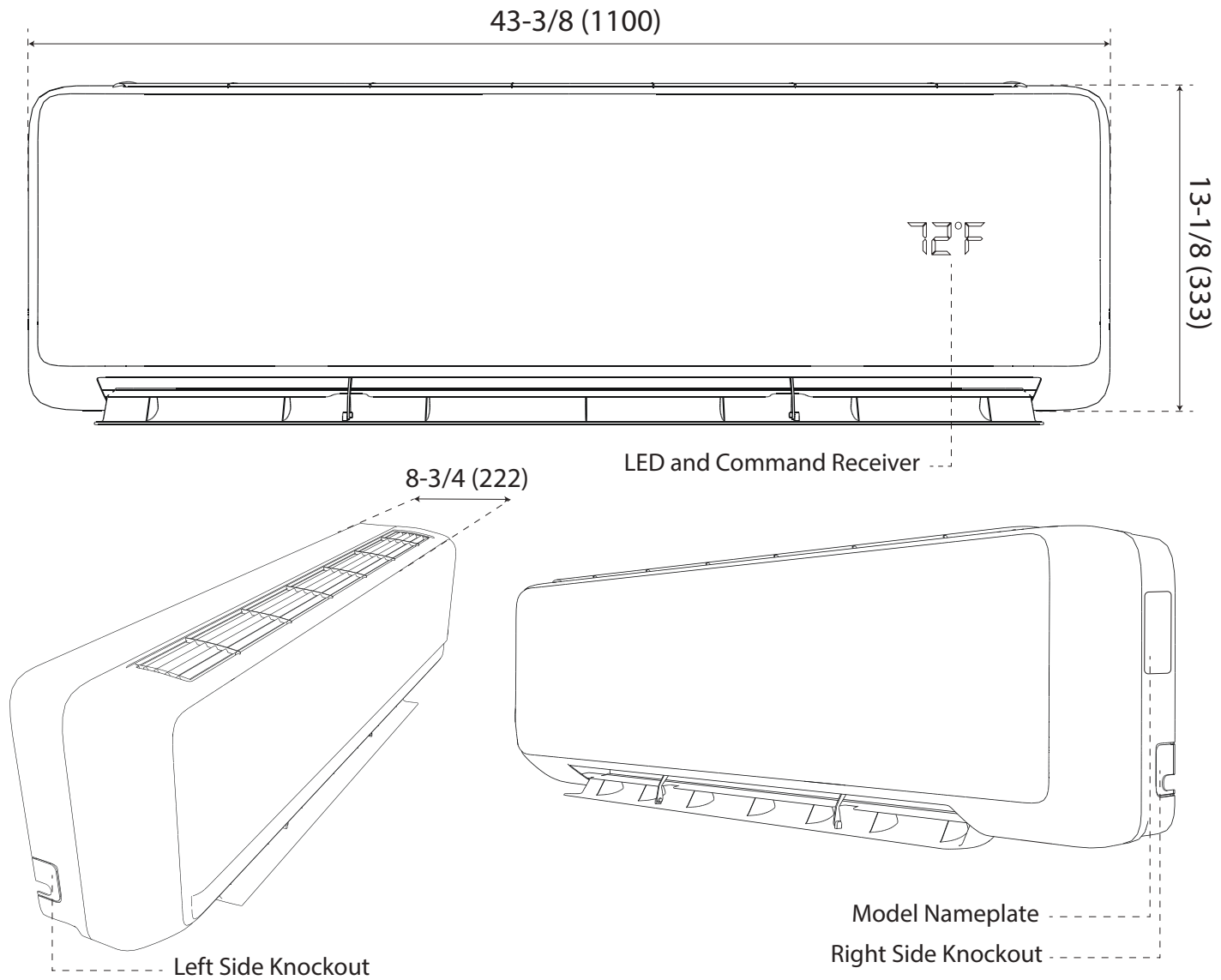
Pioneer WYT Series Mini Split MODEL/Type/Circuit Capacity	D	E	F	G	H	I	J	K
YN040GLFI22M4D (4 Circuit, 3 Ton)	940 mm 37 in.	910 mm 35-13/16 in.	340 mm 13-3/8 in.	600 mm 23-5/8 in.	400 mm 15-3/4 in.	375 mm 14-3/4 in.	80 mm 3-5/8 in.	45 mm 1-3/4 in.











WT009GLFI22HLD (Air Handler) Specifications

Airflow Rate (cfm)	382 (Hi) / 324 (Med) / 265 (Lo)
Sound Level (dBA)	39 (Hi) / 34 (Med) / 29 (Lo) / 27 (Mute)
Auto Air Circulation	2-Way Louver (Up-Down + Left-Right)
Dimensions (WDH)	32"-1/4 x 7"-5/8 x 12"
Weight (Lbs)	19.8

WT012GLFI22HLD (Air Handler) Specifications

Airflow Rate (cfm)	471 (Hi) / 382 (Med) / 294 (Lo)
Sound Level (dBA)	39 (Hi) / 34 (Med) / 29 (Lo) / 27 (Mute)
Auto Air Circulation	2-Way Louver (Up-Down + Left-Right)
Dimensions (WDH)	36"-1/4 x 7"-5/8 x 12"
Weight (Lbs)	23.1

WT0(18/24)GLFI22HLD (Air Handler) Specifications

Airflow Rate (cfm)	735 (Hi) / 618 (Med) / 529 (Lo)
Sound Level (dBA)	45 (Hi) / 40 (Med) / 35 (Lo) / 31 (Mute)
Auto Air Circulation	2-Way Louver (Up-Down + Left-Right)
Dimensions (WDH)	43"-3/8 x 8"-3/4 x 13"-1/8
Weight (Lbs)	30.9

Matching Table (# Circuits Utilized)

2-Circuits	(9000-24000) + (9000-24000)
3-Circuits	(9000-24000) + (9000-18000) + (9000-12000) [≤48,000 BTU]
4-Circuits	(9000-24000) + (9000-12000) + (9000-12000) + (9000-12000)

Piping Diameters

9000 BTU	1/4" (Liquid) - 3/8" (Suction)
12000 BTU	1/4" (Liquid) - 3/8" (Suction)
18000 BTU	1/4" (Liquid) - 1/2" (Suction)
24000 BTU	1/4" (Liquid) - 5/8" (Suction)
<i>(All Necessary Adapters Provided with Condenser)</i>	

Although very seldom, if the total demand from the combined group of indoor units' exceeds the rated capacity of the outdoor unit, the capacity of each indoor unit will be annotated accordingly.

Every indoor unit attached to a multi zone system will operate at a random, self regulated capacity, based on the actual demand it measures from the zone it is serving (Between 30% to 100% of its rated capacity) or turn OFF as needed.

Warranty Information and Length



Complete warranty details are available with the vendor or online at <https://www.pdhvac.com/support/warranty/>. This high quality system is eligible for up to **10** years limited warranty on the compressor, and **7** years on other internal parts. To qualify for this warranty, the system must be installed within 90 days by a registered technician. All other installations that are registered default to **5** years parts/compressor. Products unregistered qualify for only **1** year parts/compressor warranty.

Outstanding Features

- Wi-Fi Enabled
- Auto Restart Function
- ECO Energy Saving Mode
- Vacation Mode (46°F setting)
- DRY Dehumidification Mode
- Dual Directional 3D Air Louver
- 24 hr. Timer & Weekly Scheduling
- I FEEL Remote Thermostat Setting



Available Accessories

Part Number	Description
IKT-4WID2-LVCR	Decorative PVC Line Cover Kit (Wide)
CP-RE-MWP-06	Condensate Pump, Multi Voltage
BRK-FRM-C-3P	Folding Mounting Bracket w/ Leveler
IKT-UVL32UL-AG	UVC Bacterial Disinfection Kit
@ICM517	Ultimate Surge and Power Protection