

Job Name:	
Submitted By:	



**Submittal Sheet For:** **YN048GMFI18RUE / RB048GMFILDFHD**

Date \_\_\_\_\_  
 Ref. \_\_\_\_\_

**Slim-Duct Concealed Inverter Heat Pump (4 Ton)**

System Full Set Model: **RYB048GMFILDBD**  
 AHRI Reference Number: **208121955**

**Cooling Mode Performance**


Rated Cooling	48000 BTU/hr
Ambient Range	5°F ~ 122°F
SEER Rating	17.4 BTU/W·h
EER Rating	9.2 BTU/W·h

\* 100% Capacity @ Indoor DB 80°F/WB 64°F / Outdoor DB 95°F/WB 75°F / m.w. 25' lineset

**Heating Mode Performance**

Rated Heating	50000 BTU/hr
Ambient Range	5°F ~ 86°F
HSPF IV (V)	10.3 (8.8) BTU/W·h
COP	3.00 W/W

\* High Heat (47°F) = 50000 BTU / Low Heat (17°F) = 34000 BTU / Capacities are Net



Slim Concealed Ducted Indoor Unit



Outdoor Condensing Unit



Installation Kit (Pipe+Cable)



Wired Controller + Remote

**Electrical Information**

Rated Input (W)	Cooling	Heating
	5,217	4,885
Rated Current (A)	23.14	21.5
Breaker Needed	40A (double-pole)	
Power Supply	208~230V, 1Ph, 60Hz	

**Piping and Refrigerant**

Liquid Line (OD)	3/8"
Suction Line (OD)	5/8"
Refrigerant Precharge	R410a (10 - 25 ft.)
Max Length/Height Diff.	213 Ft. / 100 Ft.

This combination is AHRI+ETL certified.



**Interior Unit (Air Handler) Specifications**

Airflow Rate (CFM)	1,228 (Hi) / 1,031 (Med) / 715 (Lo)
Sound Level (dBA)	52.0 (Hi) / 50.0 (Med) / 49.0 (Lo)
ESP (Range)	0.0~0.64 in. wg. (0~160 Pa)
Dimensions (WDH)	47"-1/4 x 34"-3/8 x 11"-3/4
Weight (Lbs)	119.7

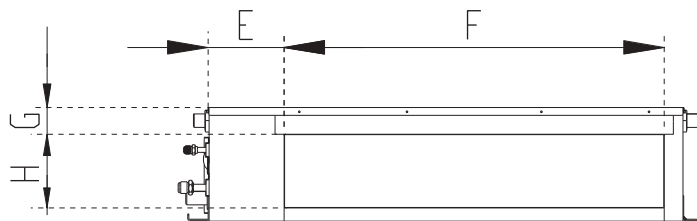
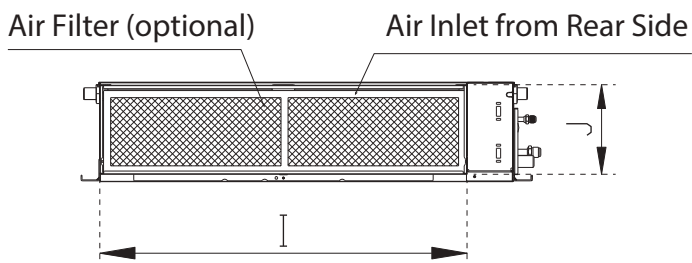
**Exterior Unit (Condenser) Specifications**

Airflow Rate (CFM)	4,500
Sound Level (dBA)	65.0
Metering Device	Electronic Expansion Valve (EXV)
Compressor	Rotary
Dimensions (WDH)	37"-1/4 x 16"-3/8 x 52-1/2"
Weight (Lbs)	219.1

# RB048GMFILDFHD Air Handler Dimensional Data



Air Filter (optional)      Air Inlet from Rear Side



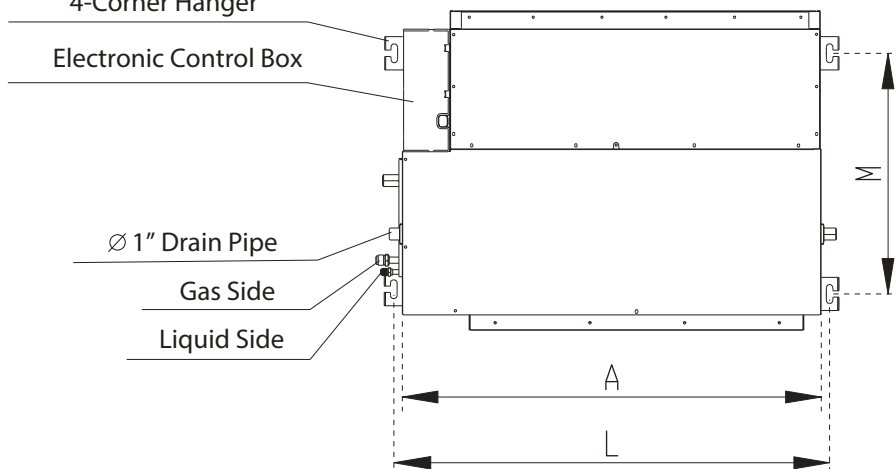
4-Corner Hanger

Electronic Control Box

Ø 1" Drain Pipe

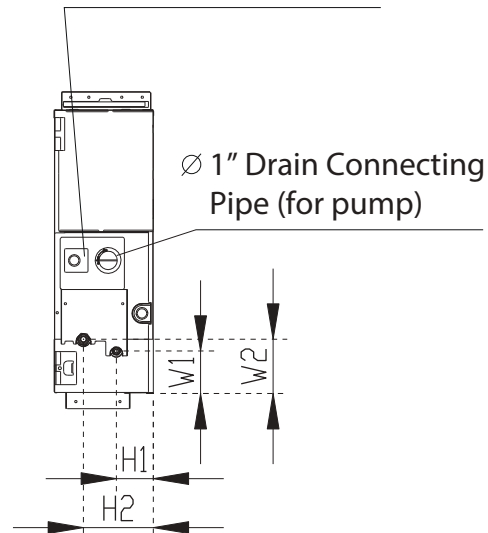
Gas Side

Liquid Side



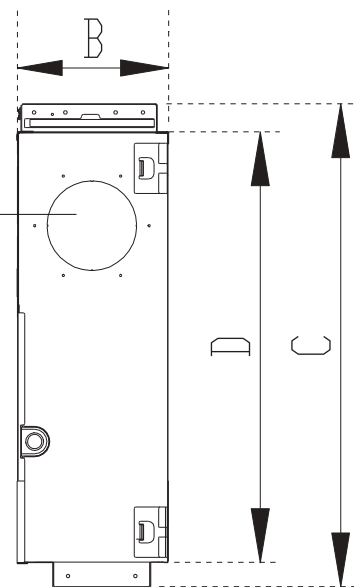
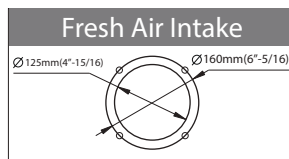
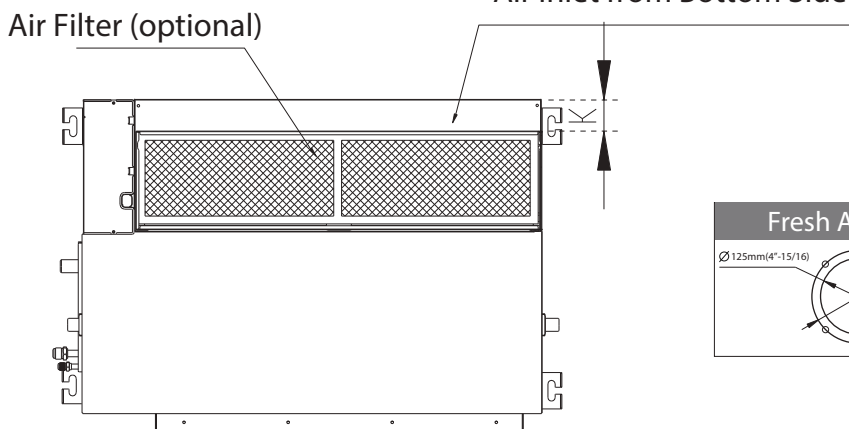
Test Mouth and Test Cover

Ø 1" Drain Connecting Pipe (for pump)



Air Filter (optional)

Air Inlet from Bottom Side



A	B	C	D	E	F	G	H
1200 mm	300 mm	874 mm	800 mm	123 mm	1044 mm	50 mm	227 mm
47-1/4 in.	11-13/16 in.	34-7/16 in.	31-1/2 in.	4-13/16 in.	41-1/8 in.	2 in.	8-15/16 in.

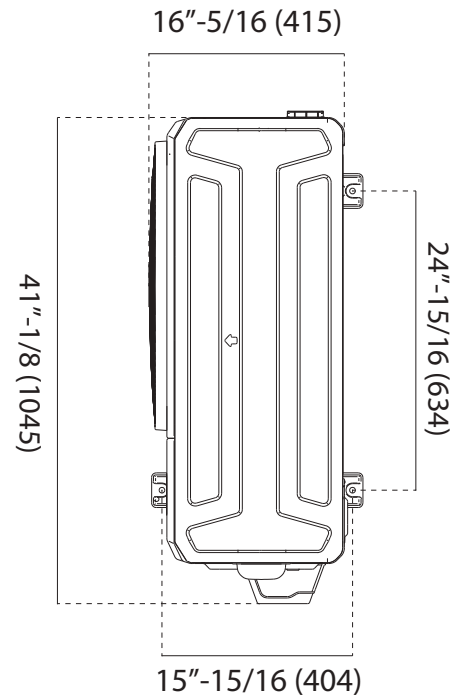
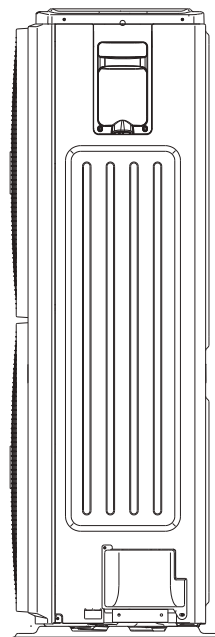
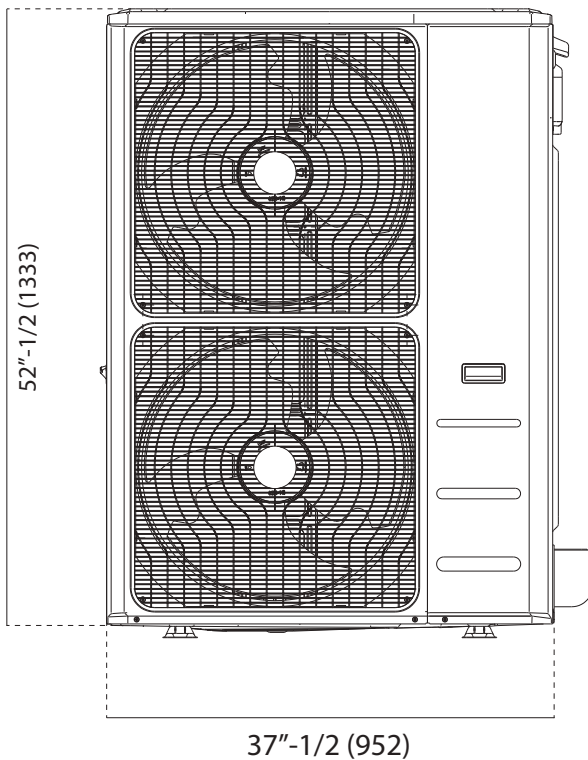
I	J	K	L	M	H1	H2	W1	W2
1101 mm	280 mm	5 mm	1240 mm	697 mm	80 mm	150 mm	185 mm	210 mm
43-3/8 in.	11 in.	3/16 in.	48-13/16 in.	27-7/16 in.	3-1/8 in.	5-15/16 in.	7-1/4 in.	8-1/4 in.

All dimensions are in Inches (mm)

FRONT VIEW

SIDE VIEW

TOP VIEW



All dimensions are in Inches (mm)

### Warranty Information and Length



Complete warranty details are available with the vendor or online at <https://www.pdhvac.com/support/warranty/>. This high quality system is eligible for up to **5** years limited warranty on the compressor, and **5** years on other internal parts. To qualify for this warranty, the system must be installed within 90 days and registered properly. All other installations that are unregistered qualify for only **1** year parts/compressor warranty.

### Outstanding Features

- Easy Clean Filter
- Flexible Air Intake
- High Static Pressure
- Eccentric Fan Design
- Slim Cabinet Footprint
- Built-In Condensate Drain Pump
- Horizontal or Vertical Installation
- Optional Programmable Controller

### Available Accessories

Part Number	Description
IKT-LCVR4P-KIT	<i>Decorative PVC Line Cover Kit</i>
TST-LCACWIFIKP	<i>Smart-WiFi Wired Wall Thermostat Kit</i>
BRK-FRM-C-2P	<i>Folding Mounting Bracket w/ Leveler</i>
IKT-UVL32UL-AG	<i>UVC Bacterial Disinfection Kit</i>
@ICM517	<i>Ultimate Surge and Power Protection</i>